

Please visit the [OverDrive](#) website if you are already using a portable device that you are able to download the OverDrive app onto.

OR

You are able to download the OverDrive app directly from the [itunes store](#).

▼ **Software / Apps**

- OverDrive Media Console
- Recommended Apps
- OverDrive Download Station

OverDrive works with leading technology companies to develop software and apps for end users to enjoy eBooks, audiobooks, music and video. Compatible computers and devices include PC, Mac®, iPhone®, iPad®, Android™, BlackBerry® and Windows® Phone. Kindle® compatibility (US schools and libraries only) requires Kindle device or [Kindle reading apps](#) developed by Amazon. To find libraries, schools and retailers in the OverDrive network, visit [search.overdrive.com](#)

- [OverDrive Media Console](#)
- [Recommended Apps](#)
- [OverDrive Download Station](#)

Software for eBooks, audiobooks & more

breaking down

If you are downloading the OverDrive software onto your computer follow these simple directions to be able to have your current book with you at all times. These specific instructions go with MAC users.

To begin, follow the link below to the [Sails library network](#)

1

- On the right side of the page you will need to locate and click the “OverDrive Media Console”

mySAILS BETA

Need help?
Get started here.

Now Available

THE GIRL WHO KICKED THE HORNET'S NEST
STAFF LARSSON

Library eBooks for Kindle®

Free Software

- OverDrive® Media Console™
- Adobe® Digital Editions

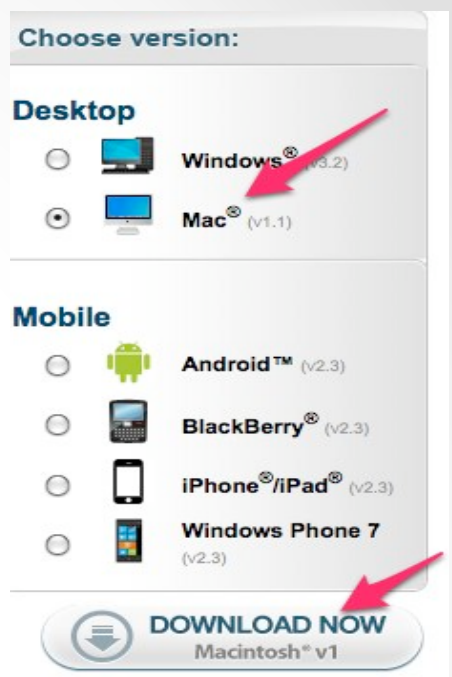
Accessible eBooks for the print-impaired - Click here.

Library Links

- SAILS Library Network Home Member Libraries

2

This will then bring you to choose a version for your desktop. Click the Mac and hit download now.



3

A box titled ODMediaConsoleSetup.dmg then pops up asking if you would like to save the file or cancel, click Save File.



4

- After saving, the file will then be stored on your desktop as “OverDrive Media Console 1.1” You will then open this file to finish the downloading process.

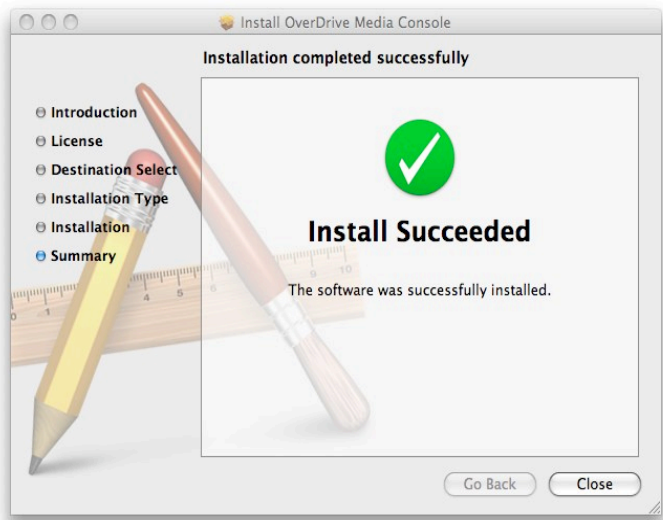
5

- Once opened it will direct you to the “OMC Installer” Double click this and you will be guided through to download the software.



6

- Now it should say it was successfully installed



Browse Collection


- Books, Fiction
- Books, Nonfiction
- Audiobooks, Fiction
- Audiobooks, Nonfiction
- Kids | Teens
- Music
- Collections

7

• Once back on sails.lib.overdrive.com You are able to browse “Browse collection” of all the books on the left side of the page.

8

• When you are finished choosing which book you would like to download you “Add to Cart”.



Lost Voices
by Sarah Porter

Average rating: ★★★★★
Sign in & rate this title.

When fourteen-year-old Luce is assaulted on the cliffs near an Alaskan village, she expects to die when she tumbles into the icy water below. Instead, she transforms into a mermaid. Luce is thrilled...

Available copies: always available
Library copies: always available

Add to Wish List

MP3 OverDrive MP3 Audiobook **Add to Cart**

Use on: PC Mac Burn to CD WMA iPod MP3

WMA OverDrive WMA Audiobook **Add to Cart**

Use on: PC Mac Burn to CD WMA iPod MP3

Want to own this title? 'Buy it Now' at LibraryB1N - a digital bookstore that serves public libraries!

9


- This will bring you to a screen if you would like to continue browsing for more books to download or to proceed to checkout, click proceed.


My Cart

Please note: Titles added to your Cart will remain there for 30 minutes before they are returned to the library's collection. Please be sure to complete your checkout within this timeframe to avoid losing access to these title(s).

[Continue Browsing](#) [Proceed to Checkout](#)

Lost Voices
Lending period: 7 days

OverDrive MP3 Audiobook **Use on:**       [Remove](#)



10

- If you are already not signed into your account you will need to now with your library card number and your pin.

11

- Now you are prompted to confirm your checkout



12

- After confirming you are now able to download your book.

13

- Once you have hit the download button you will hit open with and OverDrive Media Console should be there as your default and you can hit OK.

Download

You must have the appropriate digital book software downloaded to your computer or PDA *before* you download these digital books.

If this page is no longer available after downloading and installing the eBook reading software, go to 'My Digital Account' and click on the 'My Checkouts' link to download your title(s).


Once you have downloaded and installed the appropriate digital book software, download the title to your machine. If you prefer to download the title at a later time, please return to the site and visit your 'My Checkouts' (*My Digital Account > My Checkouts*).

The following digital book(s) are now available for download:

	Lost Voices	Checked out on: Nov 16, 2011
	OverDrive MP3 Audiobook (254472 kb)	Expires on: Nov 23, 2011
<input type="button" value="Download"/>		

Opening LostVoices9781455116928.odm

You have chosen to open

 **LostVoices9781455116928.odm**
 which is a: ODM file
 from: <http://ofs.contentreserve.com>

What should Firefox do with this file?

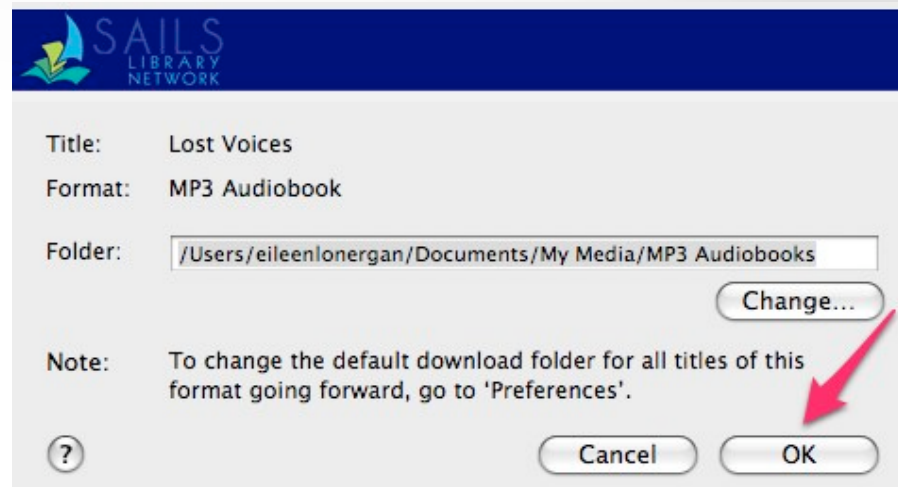
Open with

Save File

Do this automatically for files like this from now on.

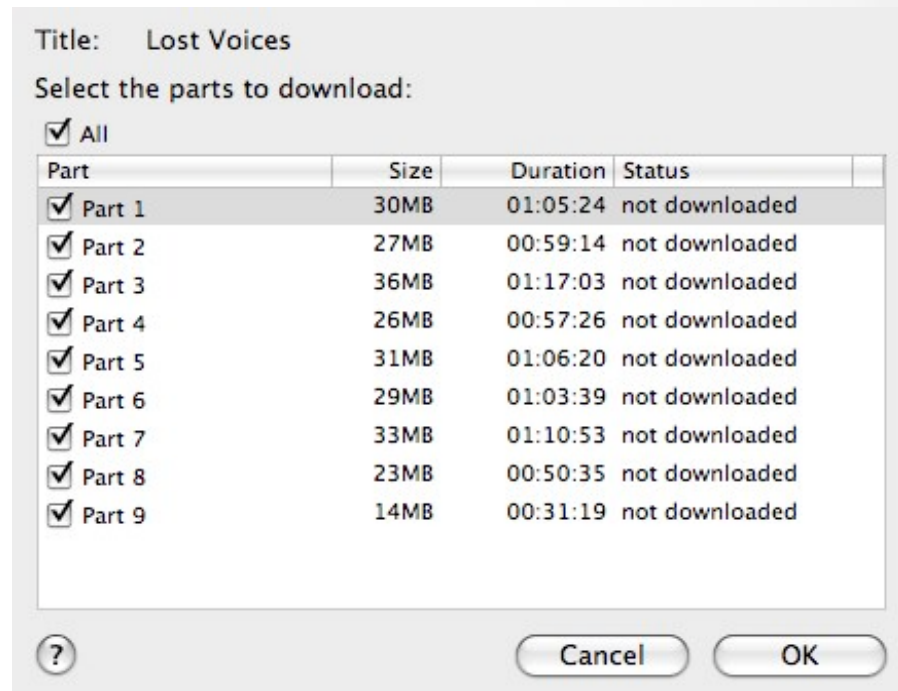
14

- A new box will now show up with the book that you have just downloaded asking where you would like for the book to be stored. Hit OK.



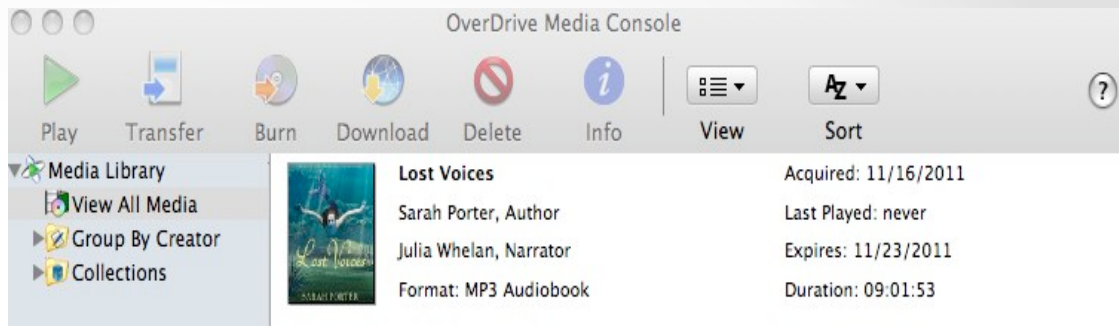
15

- The next box that will pop up will be of all the parts to the book. In order to get them all downloaded you must make sure they are all checked off and hit OK again.



16

- It is now stored in your OverDrive Media Console folder.



17

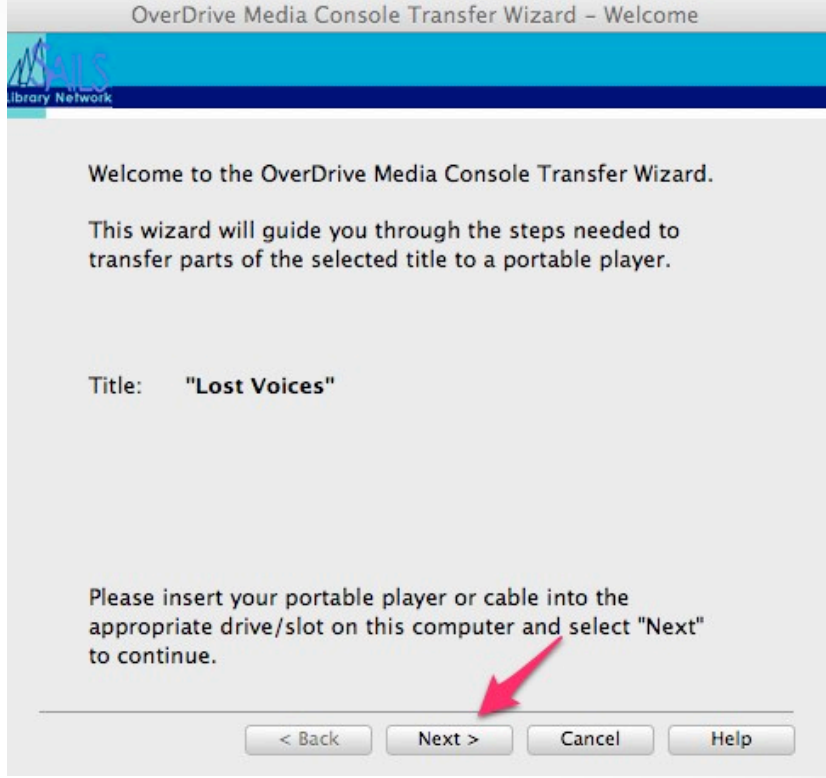
- Now you are able to transfer this book onto your mp3 player or iPod.



Once you have selected which book you would like to download at the top of the box you will click the transfer button with the iPod.

18

- This box will now direct you to download the book onto your mp3/iPod click Next.

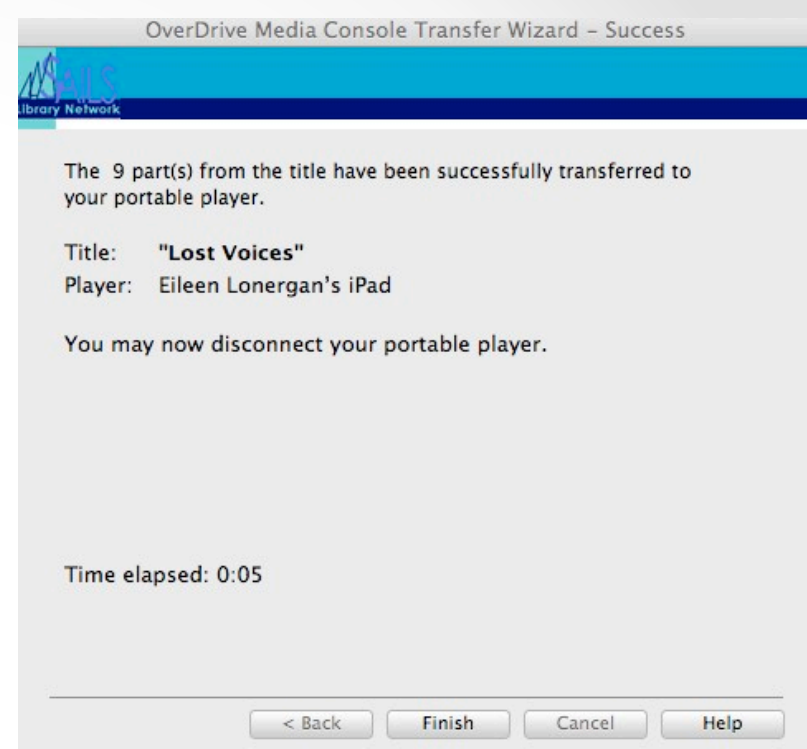


19

- This new screen is confirming where you are transferring, once again make sure all parts of the book are checked off and hit OK.

20

- The next box will be showing that you have successfully transferred your book to your mp3/iPod. Click the Finish button.



21

- Now whenever you are ready, you can enjoy your book on your mp3/iPod.